



Real Security Sets You Free.™

Keypad Deadbolts

BE365 Keypad Deadbolt with Turn-Lock Feature

Professional Grade Security For the Home

Schlage Keypad Deadbolts bring professional grade security with the convenience of keyless access to the home. The innovative Turn-Lock feature allows the user to lock and leave without a key. Ideal for front, back and side entry doors where deadbolts are required.




Security and Quality

- Grade 2 ANSI/BHMA certified
- Patented commercial grade clutching motor drive; tested to one million cycles
- Vandal resistant free-spinning deadbolt turn
- Code control; 6-digit programming code required to add and delete user codes
- Warning sounds after four incorrect codes entered; keypad disabled for 30 seconds
- Mechanical key override; patent pending




Convenience

- Convenient keyless access; no keys to hide, lose or forget
- Pre-set with random 6-digit programming code and two random 4-digit user codes
- 19 user code capacity; 10,000 user code combinations
- Easily programmed right at the keypad; no need to remove inside escutcheon
- Blue LEDs illuminate the keypad on demand
- Locks can be re-keyed to match existing locks
- 9-volt alkaline battery included



Style shown: Camelot Satin Nickel

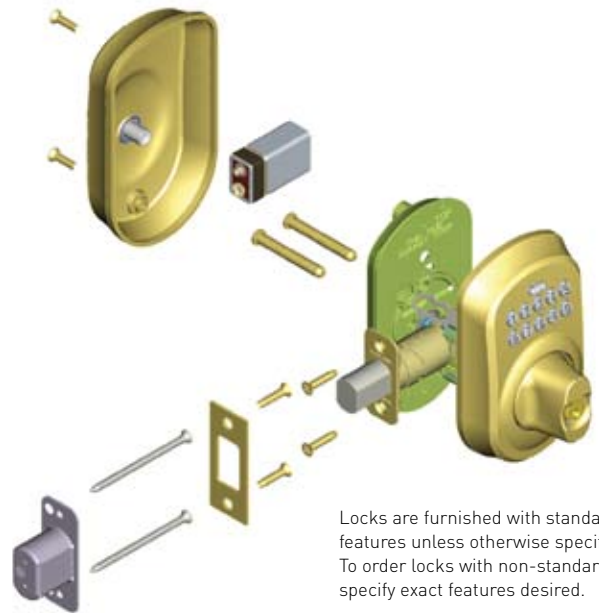
Easy to Install and Operate

-  • **Fits most standard door preps;** no need to drill additional holes
-  • **One-tool installation;** use just a screwdriver on pre-prepped doors
-  • **9-volt battery operation;** no special wiring required

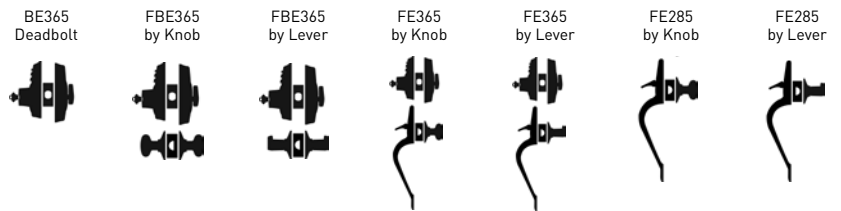
BE365 Keypad Deadbolt

Certifications and Standard Features

- Latch: 1" x 2-1/4" radius corner faceplate, 1" housing diameter, 1" throw with Triple-Option™ square corner, radius corner and circular drive-in faceplates
- Strikes: 1-1/8" x 2-3/4", square corner, no box, latch strike
- Backset: Adjustable backset, fits 2-3/8" to 2-3/4" backsets
- Cylinder: 5-pin solid brass, keyed 5-pin, C keyway, keyed different (KD)
- Door range: 1-3/8" to 1-3/4"
- Keys: Nickel silver cut keys, 5-pin, C-section
- Codes: Pre-set, random, six-digit programming code, two pre-set four-digit user codes (19 code capacity)
- Minimum 5-1/2" center-to-center distance between cross bore holes
- 9-volt battery included with average three-year battery life
- All-metal chassis and escutcheons
- Silicone rubber, wear-resistant buttons with LED backlight
- A 156.5-2001 Grade 2 auxiliary locks
- FCC Part 15
- CE Mark
- Available UL LISTED



Locks are furnished with standard features unless otherwise specified. To order locks with non-standard features, specify exact features desired.



Finishes Available



Keypad Deadbolts

BE365 PLY	V + B	V + B	B	V + B	V + B	V + B	V + B	V + B
BE365 CAM	V + B	V + B	B	V + B	V + B	V + B	V + B	V + B

Keypad Security Set

FBE365 PLY x PLY	V							
FBE365 PLY x FLA	V	V		V	V	V	V	V
FBE365 CAM x ACC	V	V		V	V	V	V	V

Keypad Front Entry - Whole Sets

FE365 PLY x PLY	V							
FE365 PLY x FLA	V			V	V			
FE365 CAM x ACC	V			V	V			
FE365 CAM x GEO			V					
FE365 PLY x ORB (Canada)	V							

Keypad Front Entry - Bottom Half Handleset (Lever handing must be specified)

FE285 PLY x PLY	B		B					
FE285 PLY x FLA	B	B	B	B	B	B	B	B
FE285 CAM x ACC	B			B	B	B		
FE285 CAM x GEO	B	B		B	B			

Warranty

Schlage extends to the original consumer user of our Schlage brand product a lifetime limited mechanical and finish warranty against defects in material and workmanship. Exception: Schlage extends to the original consumer user of our Schlage brand product a one-year electronics warranty against defects in material and workmanship.

V = Retail Visual Pack
B = Box Pack

Customer Service: 888-805-9837
Customer Service, Canada: 800-900-4737
www.schlage.com

