
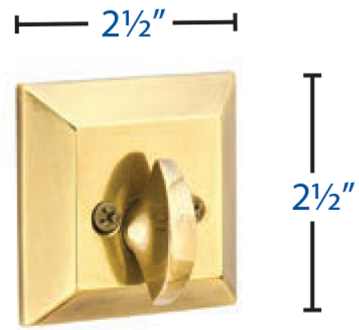
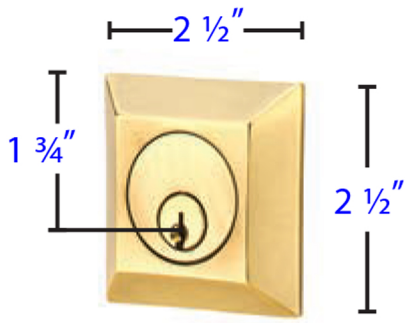


# Emtek Franklin Handleset



- Exterior Projection is 2<sup>11</sup>/<sub>16</sub>"
- Interior Projection Depends on Handle Style
- Overall Grip thickness: 1<sup>5</sup>/<sub>16</sub>"
- Clearance between door & grip is 1<sup>9</sup>/<sub>16</sub>"
- Plates thickness: 1/2"